
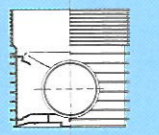
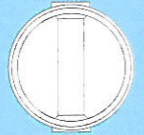




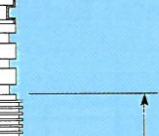

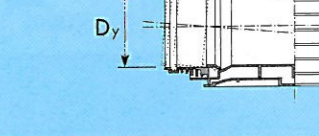
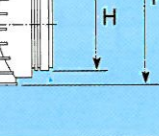


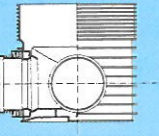
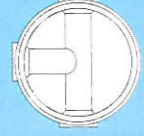

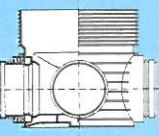
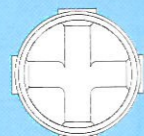

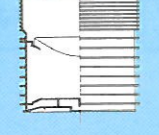


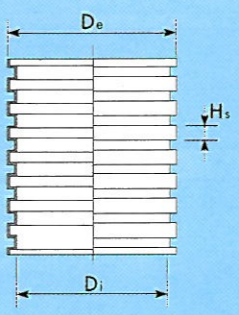


Pozzetto d'ispezione di Polipropilene DN 600 mm per il controllo e la pulizia all'interno di condotte fognarie a gravità

Tipologia delle basi	Diametro tubazione Dy mm	Direzione Flusso	Altezza totale H1 mm	Altezza da scorcimento H mm	Peso totale kg
  	160		646	560	21
	200		646	545	22
	250		705	600	24
	315		705	635	26
	400		715	515	25
	  	160	30°	646	560
200		30°	646	545	22
250		30°	705	600	24
315		30°	705	635	26
  	160	60°	646	560	21
	200	60°	646	545	22
	250	60°	705	600	24
	315	60°	705	635	26
  	160	90°	646	560	21
	200	90°	646	545	22
	250	90°	705	600	24
	315	90°	705	635	26
  	160	┆┆	646	560	21
	200	┆┆	646	545	23
	250	┆┆	705	600	28
	315	┆┆	705	635	29
  	160	+	646	560	22
	200	+	646	545	24
	250	+	705	600	28
	315	+	705	635	32
  	-	-	715	60	20

Giunto sferico orientabile

Accessori a completamento del sistema

Lunghezza prolunga mm	Diametro esterno De - mm	Diametro interno Dy - mm	Altezza spire Hs - mm	Peso totale kg
700	670	600	100	9,2
1000	670	600	100	13,1
1200	670	600	100	15,7
1500	670	600	100	19,5
2000	670	600	100	26,2
3000	670	600	100	39,3
6000	670	600	100	78,6